



Integrated System

100mm **SCREEN** Order Measurements

Step 1: Determine Configuration

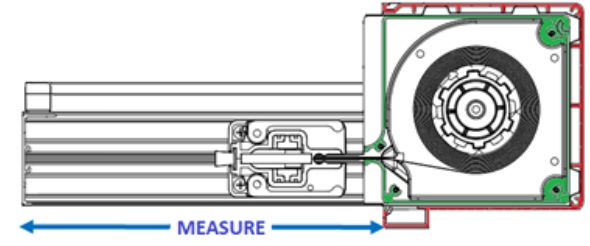
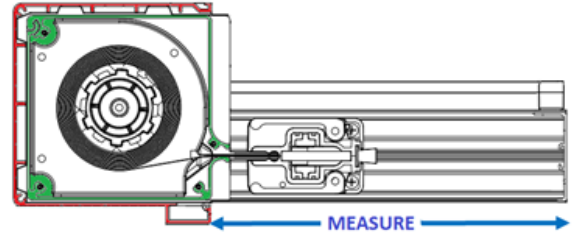
Step 2: Initial Width Measurement.

Measure as illustration shows and round **UP** to nearest **INCH**.

FRAME INSTALLED
Screen to fit existing Frame

2-Sided Frame
Single Screen

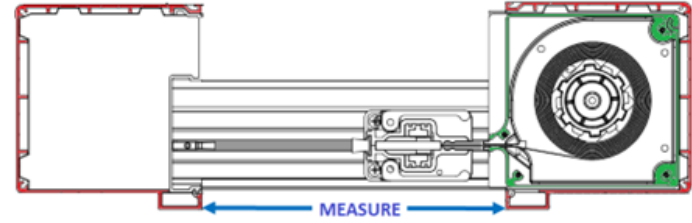
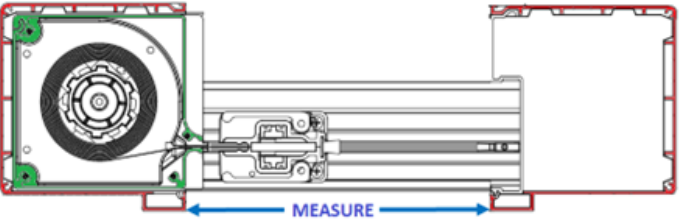
A



B

3-Sided Frame
Single Screen

A

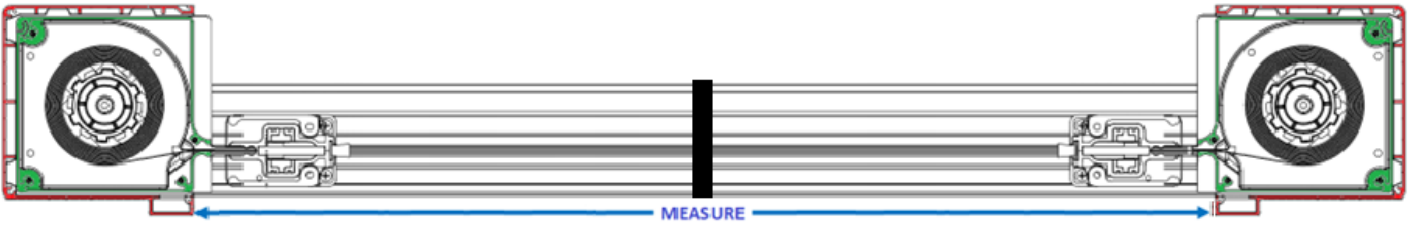


B

TOP VIEW

3-Sided Frame
Double Screen

A



B

Step 3: Record as SCREEN Width Measure

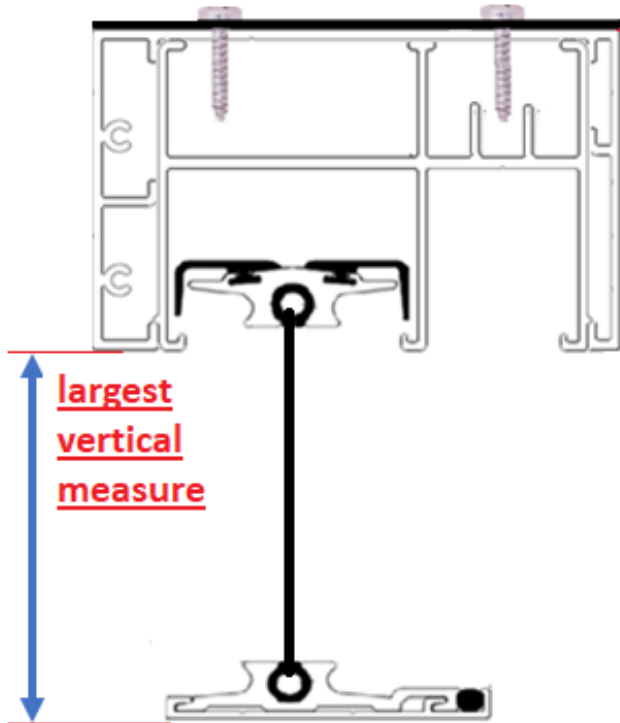
Step 4: Initial Height Measurement

Measure in *multiple spots* to find largest vertical measurement and round **UP** to nearest **1/16"**.

FRAME INSTALLED
Screen to fit existing Frame

2 or 3 Sided Frame

CROSS-SECTION VIEW



Step 5:
Record as SCREEN Height Measure

Wizard will automatically calculate the *actual* SCREEN Width and Height