

Introduction to **VISTA VIEW™**



Contents

Introduction to	1
1.Mesh and Colors	3
2. Applications.....	4
3. Configurations.....	5
4. Features	7
5. Housing Sizes.....	8
6. Maximum Opening Dimensions.....	8
7. Mounting.....	9
8. Fastening.....	10
9. Recessed Option	11

VistaView wall screens are thoughtfully designed to provide a contemporary look, be simplistic in use, and ensure reliable, superior performance.

Click "Play"

[VIDEO]

1.Mesh and Colors

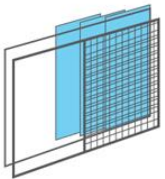
Wizard offers a wide range of specialty mesh that suits the customers needs.

The beauty of the customer's panoramic view is maintained with the pleat-less mesh Wizard uses in all of our systems.

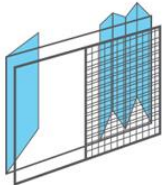


Colors are custom formulated for Wizard by Akzo Nobel - optional custom finishes and RAL colors are also available.

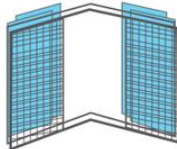
2. Applications



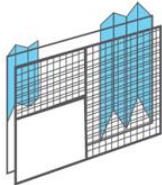
Multi - Sliding Doors



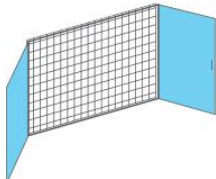
Bi-Fold Doors



Corner Openings



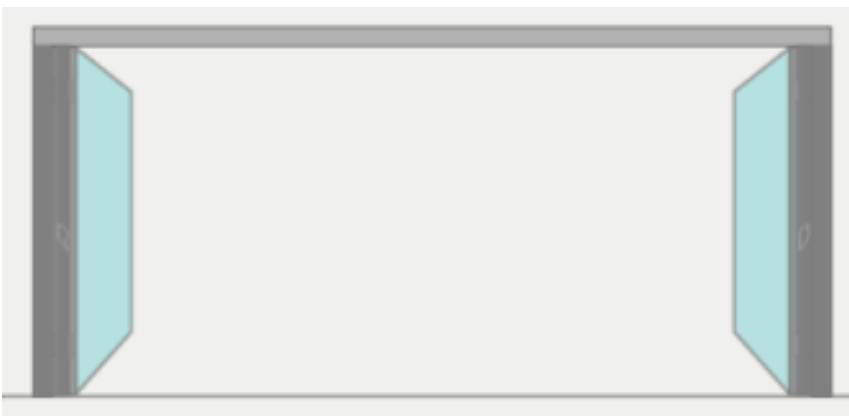
Split Height



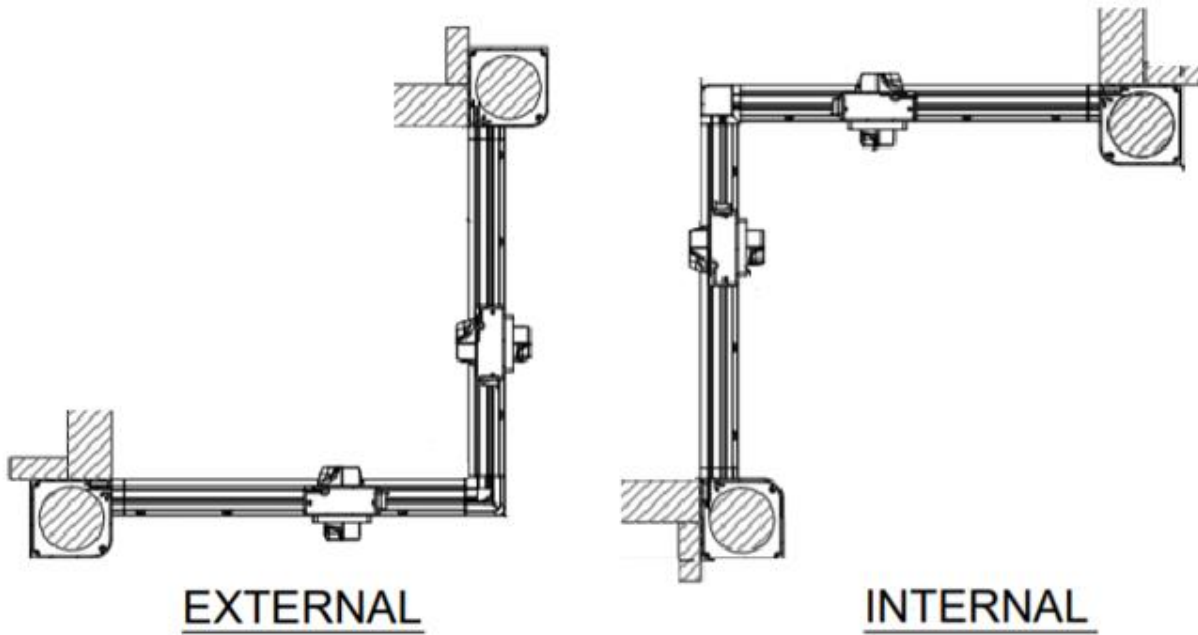
French Doors

3. Configurations

Double screens can be **50:50 splits**. They can also be **off-center splits**. This means that the tracks **do not** have to be cut to meet in the middle with *track joiners*. The screen can also extend to either end.



90° Corners are possible in post-less openings.



Internal Corner




*Note the handles at different heights.

4. Features



Auto-Stop

Homeowners gain full control with the convenience of unlimited stopping points. Automatically stops when the handle is released.



Captured Mesh

A zipper welded to the mesh keeps the screen tight, prevents blow-outs and gives strength to withstand high winds.



Recessed Track

VistaView screens can be recessed to provide a smooth transition and finished look.

5. Housing Sizes

There are three housing sizes:

- 60mm (2 3/8")
- 70mm (2 3/4")
- 80mm (3 1/8")

6. Maximum Opening Dimensions

	Single (W x H)	Double (W x H)
60 mm	72" x 132"	144" x 132"
70 mm	108" x 132"	216" x 132"
80 mm	168" x 132"	336" x 132"

7. Mounting

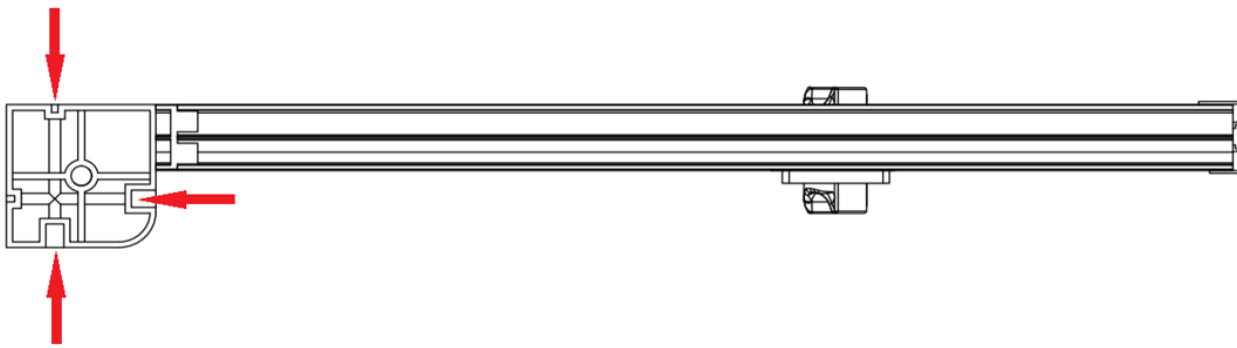
The VistaView can be either (1) surface or (2) under-header/in-jamb mounted.



8. Fastening

Housing

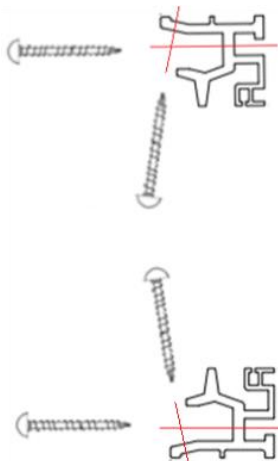
VistaView *housings* can be fastened through the **front, back, or inside** locations.



Tracks

Upper & Lower Tracks are **identical**.

Tracks can be fastened **vertically or horizontally** to suit install.



9. Recessed Option

Lower tracks and housing can be recessed into a channel and cup.

